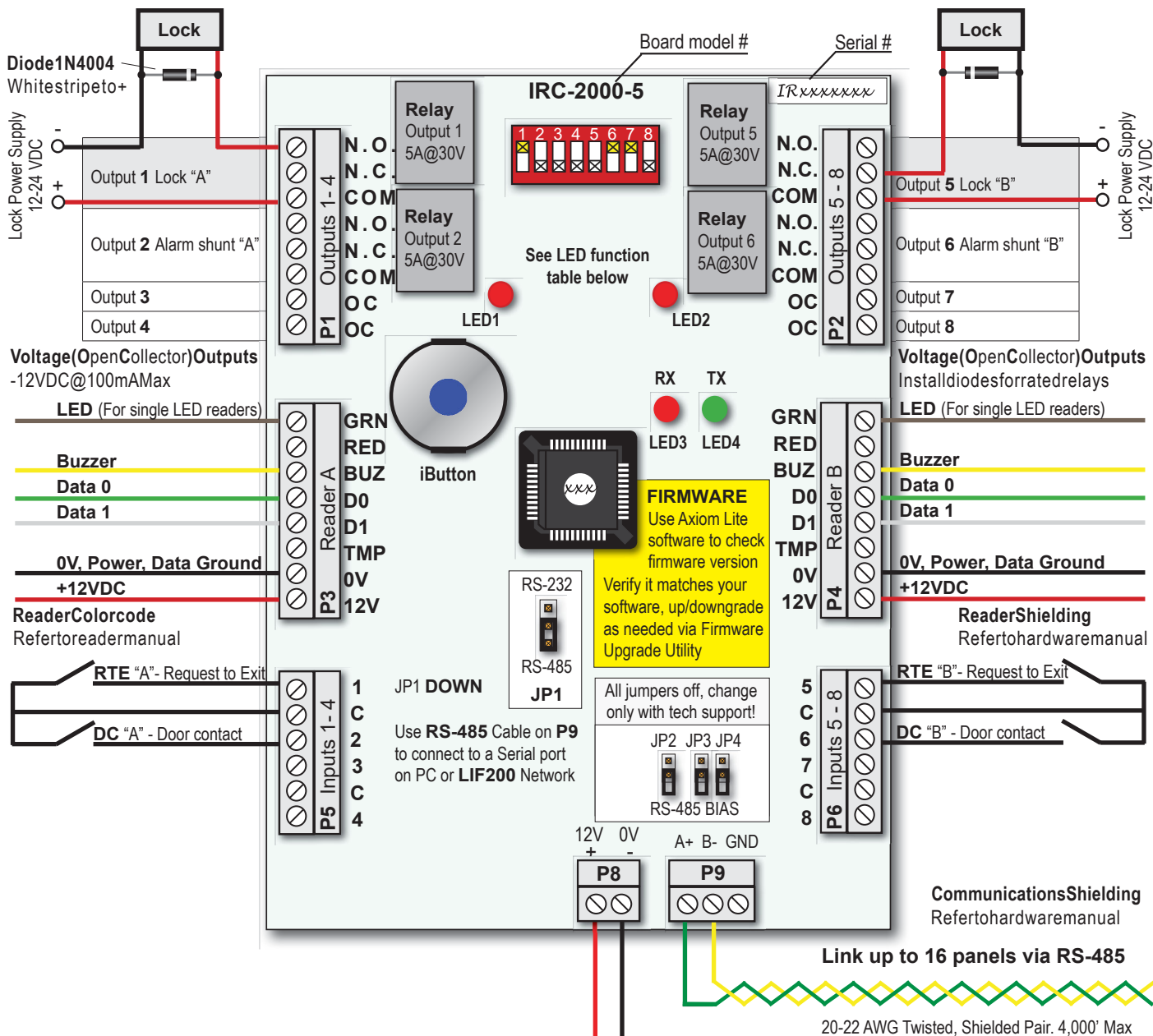


DIPSWITCH SETTINGS: DIP-Switch: UP=ON/DOWN=OFF

Cycle power for DIP-switch changes to take effect!

Switch 8: Always OFF!

Switch	1	2	3	4	5	Switch	1	2	3	4	5	Switch	1	2	3	4	5	Switch	1	2	3	4	5	Switch	6	7
Panel 1	On					Panel 5	On		On			Panel 9	On			On		Panel 13	On		On	On		9.6 K		
Panel 2		On				Panel 6		On	On			Panel 10		On		On		Panel 14		On	On	On		19.2 K	On	
Panel 3	On	On				Panel 7	On	On	On			Panel 11	On	On	On	On		Panel 15	On	On	On	On		38.4 K		On
Panel 4			On			Panel 8				On		Panel 12			On	On		Panel 16					On	57.6 K	On	On



Panel LEDs

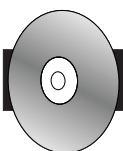
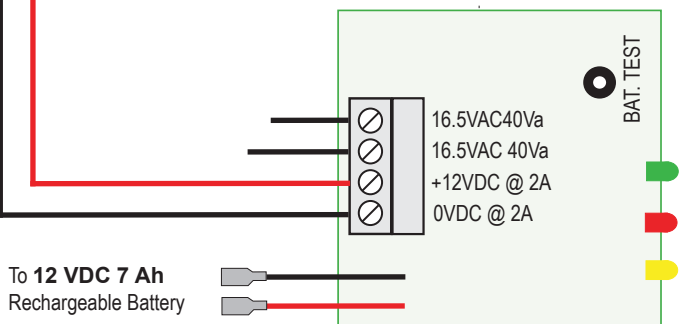
Panel LEDs	LED1 (Red)	LED2 (Red)	LED3 (Red)	LED4 (Green)
FUNCTION	Door forced	Host	Receive	Transmit
OFF	No	Power is off	Host not polling	Panel not responding
ON SOLID	Yes	Online	Malfunction	Malfunction
BLINKING	Card read	Offline	Receiving	Transmitting

Power Supply (PS-1224) LEDs

Press "BAT. TEST" button on PS-1224 for battery test, Yellow LED will go ON if test failed

LED	On	Off
Green LED	Power On	Power Off
Red LED	Shorted	OK
Yellow LED	Battery Fail	Battery OK

PS-1224 Power Supply



For Support Call : (+44)1386 425810

All software and hardware manuals are included on Axiom Lite software CD in "Documents" folder

Web site : www.rbhsecuritygroup.com E-mail : support.uk@rbh-access.com

IRC-2000

Intelligent Reader Controller with ENCL1 enclosure and PS-1224 power supply



RBH ACCESS