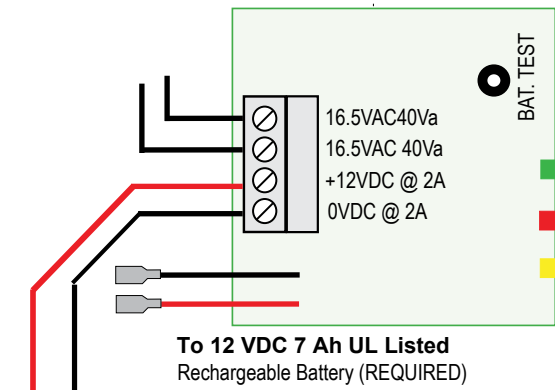


PS-1224 Power Supply



Firmware, use Axiom Lite software to check firmware version.

Verify it matches your software, up/downgrade as needed via firmware upgrade utility.

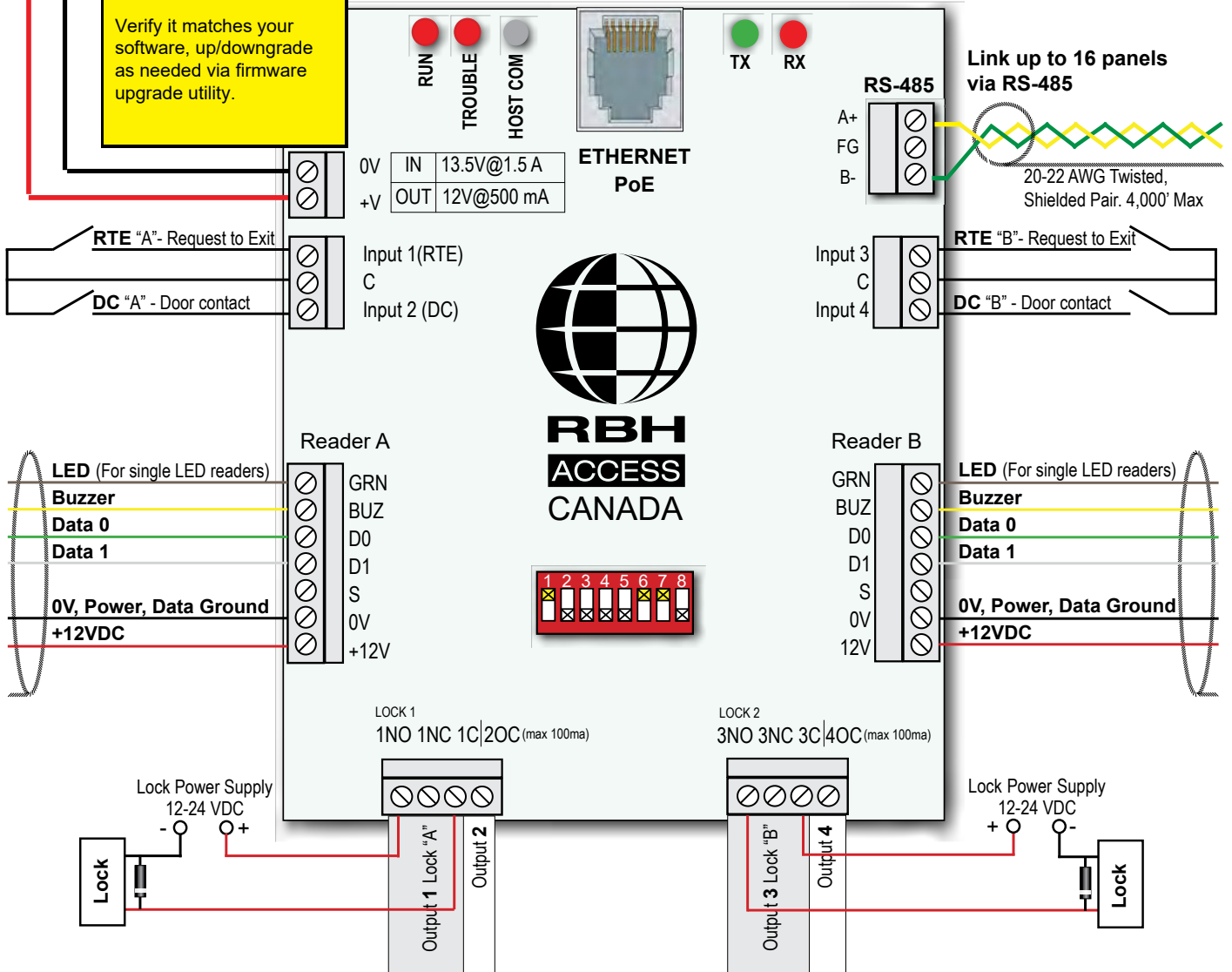
Power Supply (PS-1224) LEDs

Press "BAT. TEST" button on PS-1224 for battery test, Yellow LED will go ON if test failed

LED	On	Off
Green LED	Power On	Power Off
Red LED	Shorted	OK
Yellow LED	Battery Fail	Battery OK

Panel LEDs

Panel LEDs	Run	Trouble	Host Comm	TX	RX
Function	Heartbeat	Trouble	Com to software	RS-485 transmitting	RS-485 receiving
Off	Malfunction	Normal	No com	No com	No com
Solid	Malfunction	Trouble	No Com	Malfunction	Malfunction
Blinking	Normal	Trouble	Red/Green = Normal	Normal	Normal

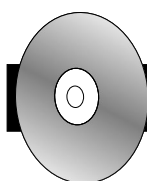


DIP SWITCH SETTINGS : DIP-Switch: UP = ON / DOWN = OFF

Cycle power for DIP-switch changes to take effect!

Switch 8: Always OFF!

Switch	1	2	3	4	5	Switch	1	2	3	4	5	Switch	1	2	3	4	5	Switch	6	7		
Panel 1	On					Panel 5	On		On			Panel 9	On			On		Panel 13	On		On	On
Panel 2		On				Panel 6		On	On			Panel 10		On		On		Panel 14		On	On	On
Panel 3	On	On				Panel 7	On	On	On			Panel 11	On	On		On		Panel 15	On	On	On	On
Panel 4			On			Panel 8				On		Panel 12			On	On		Panel 16				On
																		9.6 K				
																		38.4 K	On			
																		57.6K			On	
																		115.2 K	On	On		



For Support Call : (+44)1386 425810

All software and hardware manuals are included on software DVD in "Documents" folder

UNC100-INT

Universal Network Controller with ENCL3 enclosure and PS-1224 power supply

